



VURA Oxi3K™

PREMIUM EPOXY GROUT

Three component chemical resistant epoxy grout for grouting of tiles, mosaics and stones, where hygiene is of utmost importance such as bathrooms, kitchens, living room, bedroom, hospitals, laboratories, food & beverages industries, dairy industries, swimming pools, showrooms, airports and high traffic areas. It is stain free grout for interior and covered exterior floor and wall.

It is chemical resistant joint filler and is available in 24 colors. VURA Oxi 3K is classified as RG as per EN13888 / ISO 13007.

CHARACTERISTICS

- Stain free
- Indoor and Covered Outdoor Use
- Optimized UV and weather resistant
- Stable and uniform colors for all types of tiles / stones
- Easy application and cleaning
- Excellent chemical resistance
- High mechanical strength
- Non-cracking or powdering
- Non-Toxic, Anti-bacterial & Anti-Fungal
- Strong, Durable
- Ideal for waterproof grouting
- Vertical resistance/Slip resistance
- Joint width 1 to 12 mm
- Suitable for the contact with food
- Available in 24 colors



Indoor & Covered
Outdoor Use



Easy Workability
& Cleaning



Humid &
Water Areas



Abrasion
Resistant



Swimming Pool



Chemical Resistant



Food Resistant

SCOPE OF USE

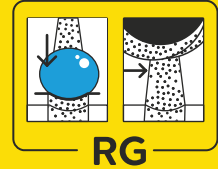
Suitable for chemical-resistant grouting of floor and wall tiles and mosaic in interiors and covered exteriors with grout joints between 1 to 12 mm wide, such as:

- Floor and wall tiles, stones in general for residential, public and industrial areas
- Floor and wall tiles, stones in bathrooms, showers, swimming pool, tanks, spas and hammams
- Underfloor heating
- Kitchen countertops
- Terraces and balconies
- Food & beverages industries
- Dairy industries
- Suited for drinking water and food processing applications.

SUBSTRATES

- Ceramic tile
- Vitrified tile
- Glass Mosaic Tiles
- Granite
- Marble
- Metal tiles
- Agglomerates (Engineered Stones)
- Precast Terrazzo tiles

VURA®
Time To Build Better



Vura Bau-Chemie LLP

1302, 13th Floor,
Elite Business Hub, Sola,
Ahmedabad 380060,
Gujarat, India.

www.vura.ae

+91 79 4849 2890
care@vura.ae





VURA[®]
Time To Build Better

INSTRUCTIONS FOR USE

SURFACE PREPARATION:

Remove debris in grout joints and clean with scrubber the tile surface to remove dust and dirt before starting grout. Do not clean tiles with acid cleaners. In case acid cleaners were used to clean the tiles, ensure to wash the area with plenty of water before commencing grouting.

MIXING

Vura Oxi 3K – stir Part-A well before use, then add Part “A” and Part “B” into a clean mixing pail. Mix with a trowel or a slow speed drill mixer until homogeneous consistency. Add at least ¾ of Vura Oxi 3K Part “C” Filler Powder and mix to a uniform consistency. Add the remaining filler powder and mix to achieve a stiff mix to work into the joints. Immediately pour entire contents of bucket onto working area. Use a plastic sheet as a drop cloth. Use standard epoxy grouting techniques to work with Vura Oxi 3K Grout into tile joints. Make sure all grout joints are filled properly. Remove as much excess material as possible before initial cleaning with grout float. Do not leave excess grout on the face of tiles.

CLEANING

Remove excess grout from the face of the tiles with the edge of the grout float. Hold the float at a 90° angle and pull it diagonally across the joints and tile to avoid pulling out the material.

INITIAL CLEANING: After 15-20 min of the application of the grout scrub the surface of the tile & joint with clean water and scrubber provided to remove any excess grout. Then take a clean thick white towel and drag across the tile to remove any residue.

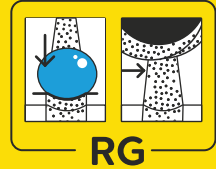
FINAL CLEANING: within 24 hours do a second cleaning with normal soap detergent to remove any haze from the tile

The grout work must be cleaned and finished while the product is still wet and in any case in the shortest possible time. Make sure that grout should not remove product from the joints or leave stains on the tile/stone surface. Cleaning and finishing can be performed manually.

PRECAUTIONS / PLEASE NOTE

Important site Checks:

- It is recommended to check the color of the grout, if it is meeting the desired color of the client
- It is recommended to do a small area with actual tile/stone at site and check for any colour ingress into the tile/stone. Many tiles / stones have high absorption which may lead to discoloration / colour marks.
- Plan to provide proper movement joints, peripheral joints to accommodate movements in tile/stone and use flexible grout / sealant to fill these movement joints.
- Vura OXI 3K is a solid epoxy grout and does not accommodate movements in tile/stone that can occur due to various reasons. Movements which occur in the tile/stone area due to non-provision of movement joints will lead to cracks / breakage of grout joints / tile/ stone.
- Keep the working area covered and protected from Sun light during application of stain free epoxy grout, is applied in open areas like swimming pools etc. Keep the cover for 7 days and till the filling of pools with water after the completion of grouting.
- The product's pot life and hardening time is strongly dependent on the ambient temperature.
- The ideal temperature for application is between +10°C and +35°C. In these conditions the product is an easily workable smooth mortar, with a pot life of about 45 minutes. It is ready for foot traffic after 24 hours.
- At a temperature of +15°C it takes three days before the surface is ready for foot traffic.
- The floor is ready to use and resistant to chemicals after 5 days at a temperature of +23°C and after 10 days at a temperature of +15°C.
- In hot weather it is advisable to apply the product as quickly as possible to avoid the shorten pot life due to reaction heat in the container.
- Some kind of tiles (e.g. polished porcelain tile) and natural stones have rough, microporous surfaces, making them susceptible to staining and very difficult to clean. In this case preliminary test application should be performed.
- VURA Oxi 3K grouting is not advisable for chemical tanks which contains aggressive substances, only occasional contact is permitted (see chemical resistance table).
- Do not mix the product with water or solvents.
- Remove excess product from the tile / stone surface immediately because once it gets hardened then it will be removed mechanically only.
- Do not use for any applications which is not stated in this technical sheet.



Vura Bau-Chemie LLP

1302, 13th Floor,
Elite Business Hub, Sola,
Ahmedabad 380060,
Gujarat, India.

www.vura.ae

+91 79 4849 2890
care@vura.ae





VURA[®]
Time To Build Better

PRODUCT SAFETY

Product contains epoxy resin and hardener, so protect skin and eyes. After contact wash immediately with plenty of water. After eye contact also seek medical advice. It is recommended to use protective gloves and goggles. For further and complete information about the safe use of our product, please refer to the latest version of our Material Safety Data Sheet.

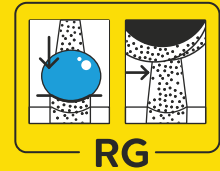
PACK SIZE

Vura Oxi 3K is factory proportioned kit with Resin (Part A), Hardener (Part B) and coloured Filler Powder (Part C).

1 Unit (kit) size - 5kg (Part A: 0.900kg, Part B: 0.350kg and Part C: 3.750kg)

GENERAL DATA

	Part A:	Part B:	Part C:
1. Appearance :	Clear Transparent Liquid	Pale Brown Liquid	Colored Powder
2. Available colors :			Cotton White 211 Cloud Grey 311 Fossil Grey 322 Midnight Grey 333 Graphite Grey 344 Charcoal Anthracite 355 Classic Grey 350 Coal Black 366 Brazil Vanilla 400 Banana Jasmine 411 Rozo Red 444 Brick Terracotta 500 Fair Beige 511 Organic Cream 515 Latte Terracotta 522 Lapis Blue 555 Dunes Yellow 611 Arctic Blue 666 Elite Mocha 711 Swiss Choco 722 Clay Brown 733 Basil Green 777 Translucent 888 Holy Yellow 999
3. Density :	Part A: 1.10 g/ml	Part B: 0.95 g/ml	Part C: 1.20 to 1.25 g/ml (depending on color)
4. Mixing Ratio :	A : B : C 18 : 7 : 75		
5. Mixing Consistency :	Paste		



Vura Bau-Chemie LLP

1302, 13th Floor,
Elite Business Hub, Sola,
Ahmedabad 380060,
Gujarat, India.

www.vura.ae

+91 79 4849 2890
care@vura.ae





VURA®
Time To Build Better

TECHNICAL DATA

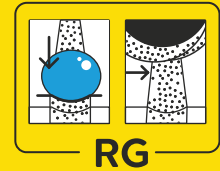
1. Mix density	:	1.58 g/ml
2. Pot Life	:	> 45 minutes
3. Application Temperature	:	+10°C to +35°C
4. Abrasion resistance	:	< 200 mm ³ (EN 12808 - 2)
5. Flexural strength after 28 days	:	> 30 N/mm ² (EN 12808 -3)
6. Compressive strength (7 days)	:	> 55 N/mm ² (EN 12808 - 3)
7. Water absorption	:	< 0.10 g (EN 12808 - 5)
8. Shrinkage	:	< 0.40 mm/m (EN 12808 - 4)
9. Shore D Hardness	:	> 70
10. Temperature resistance	:	-10°C to +100°C (dry heat)
11. Foot traffic	:	24 hours
12. Joint width	:	1 to 12 mm
13. Resistance to acids & alkalis	:	Refer resistance table
14. Resistance to solvents & oils	:	Refer resistance table
15. Ready to use	:	7 days
16. Shelf life	:	24 months in original packaging in dry place

The product is classified as RG as per EN13888 and ISO 13007.

CONSUMPTION TABLE

VURA OXI 3K Grout Consumption chart as per Mix density 1.58 gm/ml

Tile length (mm)	Tile width (mm)	Tile thickness (mm)	GROUT kg/m ²							
			Joint (mm)							
			1.5	2	3	4	5	7	10	
10	10	4	1.90	2.53						
10	10	10	4.74	6.32						
15	15	4	1.26	1.69						
15	15	10	3.16	4.21						
15	30	8	1.90	2.53						
20	20	3	0.71	0.95	1.42	1.90	2.37	3.32	4.74	
23	23	8	1.65	2.20	3.30	4.40	5.50	7.69	10.99	
25	25	10	1.90	2.53	3.79	5.06	6.32	8.85	12.64	
50	50	4	0.38	0.51	0.76	1.01	1.26	1.77	2.53	
50	50	10	0.95	1.26	1.90	2.53	3.16	4.42	6.32	
100	100	8	0.38	0.51	0.76	1.01	1.26	1.77	2.53	
125	240	12	0.35	0.46	0.69	0.92	1.15	1.61	2.31	
150	150	6	0.19	0.25	0.38	0.51	0.63	0.88	1.26	
150	150	8	0.25	0.34	0.51	0.67	0.84	1.18	1.69	
200	200	8	0.19	0.25	0.38	0.51	0.63	0.88	1.26	
250	330	8	0.13	0.18	0.27	0.36	0.44	0.62	0.89	
300	300	8	0.13	0.17	0.25	0.34	0.42	0.59	0.84	
300	600	10	0.12	0.16	0.24	0.32	0.40	0.55	0.79	
400	400	10	0.12	0.16	0.24	0.32	0.40	0.55	0.79	
450	450	10	0.11	0.14	0.21	0.28	0.35	0.49	0.70	
600	600	10	0.08	0.11	0.16	0.21	0.26	0.37	0.53	
1200	1200	10	0.04	0.05	0.08	0.11	0.13	0.18	0.26	



Vura Bau-Chemie LLP

1302, 13th Floor,
Elite Business Hub, Sola,
Ahmedabad 380060,
Gujarat, India.

www.vura.ae

+91 79 4849 2890
care@vura.ae



CONSUMPTION FORMULA

$$\frac{(A+B)}{(A+B)} \times C \times D \times 1.58 = \text{kg/m}^2$$

A = Tile Length (mm)
B = Tile Width (mm)
C = Tile Thickness (mm)
D = Tile Joint (mm)

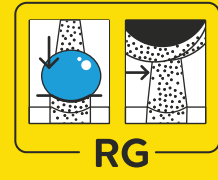


VURA®
Time To Build Better

CHEMICAL RESISTANCE TABLE

(The Table is a summary of the chemical resistance proof made according to regulation UNI EN 12808) CHEMICAL RESISTANCE ON INDUSTRIAL FLOORS

GROUP	NAME	CONC. %	CONTINUOUS USE				INTERMITTENT USE
			24	7	14	28	
			Hrs	Days	Days	Days	
Acids	Acetic Acid	2.5	●	●	●	●	●
	Acetic Acid	5	●	●	●	●	●
	Hydrochloric Acid	10	●	●	●	●	●
	Citric Acid	10	●	●	●	●	●
	Lactic Acid	2.5	●	●	●	●	●
	Lactic Acid	5	●	●	●	●	●
	Lactic Acid	10	●	●	●	●	●
	Nitric Acid	50	●	●	●	●	●
	Oleic Acid	-	●	●	●	●	●
	Sulphuric Acid	1.5	●	●	●	●	●
	Sulphuric Acid	50	●	●	●	●	●
	Sulphuric Acid	96	●	●	●	●	●
	Tannic Acid	10	●	●	●	●	●
	Tartaric Acid	10	●	●	●	●	●
	Oxalic Acid	10	●	●	●	●	●
	Phosphoric Acid (10%)	10	●	●	●	●	●
Alkalis	Benzoic Acid (5%)	5	●	●	●	●	●
	Ammonia in solution	25	●	●	●	●	●
	Caustic Soda	50	●	●	●	●	●
	Sodium Hypochlorite Conc. Cl active	>10	●	●	●	●	●
	Caustic Potash	50	●	●	●	●	●
Concentrated Solutions 20°C	Sodium Bisulphite	10	●	●	●	●	●
	Iposulphite Sodium		●	●	●	●	●
	Calcium Chloride		●	●	●	●	●
	Sodium Chloride		●	●	●	●	●
	Ferric Chloride		●	●	●	●	●
Oil and Fuels	Sugar		●	●	●	●	●
	Petrol, Fuels		●	●	●	●	●
	Diesel		●	●	●	●	●
	Tuppertine		●	●	●	●	●
	Gas Oil		●	●	●	●	●
	Olive Oil		●	●	●	●	●
	Lube Oil		●	●	●	●	●
	Vegetable Oil		●	●	●	●	●
	Pine oil		●	●	●	●	●
	Acetone		●	●	●	●	●
Solvents	Ethylene Glycol		●	●	●	●	●
	Glycerine		●	●	●	●	●
	Ethyl Alcohol		●	●	●	●	●
	Solvent Petrol		●	●	●	●	●
	Peroxide Water	10	●	●	●	●	●
	Peroxide Water	25	●	●	●	●	●
	Ethanol		●	●	●	●	●
	Potassium Permanganate	10	●	●	●	●	●
	Potassium Permanganate	1	●	●	●	●	●
	Sodium Hydroxide	50	●	●	●	●	●
	Hypochlorite solution	4	●	●	●	●	●
	Hydrogen peroxide	4	●	●	●	●	●
	Methanol		●	●	●	●	●
	MEK		●	●	●	●	●
	Chloroform		●	●	●	●	●
	Methylene Chloride		●	●	●	●	●
	Toluene		●	●	●	●	●
	Xylene		●	●	●	●	●
	Butyl acetate		●	●	●	●	●
	Water		●	●	●	●	●
Milk		●	●	●	●	●	
Wine		●	●	●	●	●	
Sea Water		●	●	●	●	●	
Fruit Juice		●	●	●	●	●	



KEY ● GOOD RESISTANCE ● POOR RESISTANCE * DISCOLORATION



Vura Bau-Chemie LLP

1302, 13th Floor,
Elite Business Hub, Sola,
Ahmedabad 380060,
Gujarat, India.

www.vura.ae

+91 79 4849 2890
care@vura.ae





ONE UNIT = ONE TREE

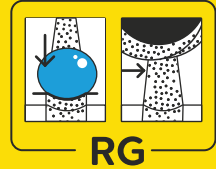
OTHER INFORMATION

Should you need support or advice, please consult our advisory service for architects and craftsmen on the contact information you will find on the local VURA website.

Apart from the information given here it is also important to observe the relevant guidelines, regulations and common standards of various organizations and trade associations. The aforementioned characteristics are based on practical experience and applied testing. Confirmed properties and possible uses which go beyond those listed in this information sheet require our written confirmation. All data given was obtained at an ambient and material temperature of +23° C and 50 % relative air humidity unless specified otherwise. Please note that under other climatic conditions hardening can be accelerated or delayed and that the product itself is subject to local conditions such as amount of water and hardening. A product from another production site may differ.

The information contained herein, particularly recommendations for the handling and use of our products, is based on our professional experience. As materials and conditions may vary with each intended application, and thus are beyond our sphere of influence, we strongly recommend that in each case sufficient tests are conducted to check the suitability of our products for their intended use. Legal liability cannot be accepted on the basis of the contents of this data sheet or any verbal advice given, unless there is a case of willful misconduct or gross negligence on our part or unless there is a case of personal injury or death or a case of liability under the Product Liability Act.

This technical data sheet supersedes all previous editions relevant to this product. Please be aware that this Technical Data Sheet only relates to a product manufactured in the specific relevant production site.



Vura Bau-Chemie LLP

1302, 13th Floor,
Elite Business Hub, Sola,
Ahmedabad 380060,
Gujarat, India.

www.vura.ae

+91 79 4849 2890
care@vura.ae

